

**Instructions:**

This activity can be used for students working on language skills such as: vocabulary, prepositions, where questions, sentence structure, etc.

Cut out the pumpkins on the last page and glue in the appropriate spot for each picture. You could also use pumpkin stickers to save time or work on other prepositions.

Sara Munsterman, M.S., CCC-SLP, October 2009, Chula Vista Elementary School District

# WHERE IS THE PUMPKIN???





The pumpkin is under the ghost.





The pumpkin is next to the witch.



The pumpkin is over of the Haunted House.


Sara Munsterman, M.S., CCC-SLP, October 2009, Chula Vista Elementary School District



The pumpkin is between the spiders.



The pumpkin is next to the bat.



The pumpkin is under the skeleton.



The pumpkin is over the vampire.



The pumpkin is between the candies.



The pumpkin is under the monster.



The pumpkin is next to the mummy.



The pumpkin is over the black cat.



The pumpkin is next to the broom.



The pumpkin is between the cauldrons.



The pumpkin is next to the trick or treaters.



The pumpkin is between the candy corn.



Sara Munsterman, M.S., CCC-SLP, October 2009, Chula Vista Elementary School District