

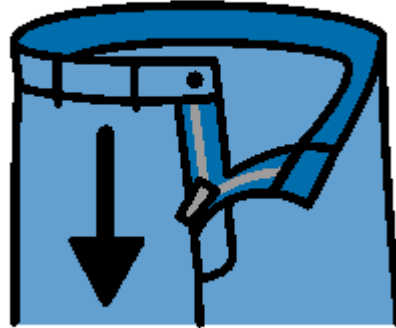
Using the Urinal

Instructions: Simply print out and assemble into a book. Read the book to the student before he goes to the restroom. Also, if you are in a facility that would accommodate this, you may want to assemble the pictures into a sequence strip, laminate, and post on the wall above the urinal. This allows for easy picture reference for the student.

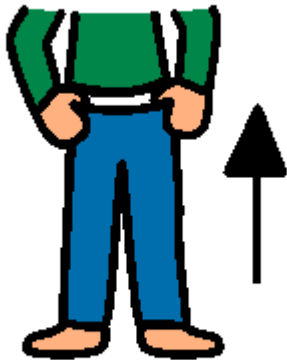
Using the Urinal



Unzip pants.



Keep pants on my behind.



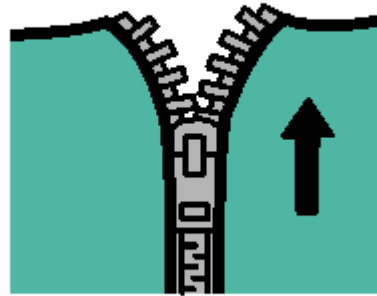
Stand facing urinal.



Pee in urinal.



Zip up pants.



Flush the urinal.



Wash hands.

